


4226 m.

GP GRYPYN DI SAN MARINO E DELLA RIVIERA DI RIMINI

Free Practice Nr. 3

Classification

10

		Rider	Nation	Team	Motorcycle	Time	Lap	Total	Gap	Top Speed
1	21	Alonso LOPEZ	SPA	+Ego Speed Up	BOSCOSCURO	1'36.107	13	16		247.1
2	96	Jake DIXON	GBR	Inde GASGAS Aspar Team	KALEX	1'36.310	15	17	0.203 0.203	247.1
3	40	Aron CANET	SPA	Flexbox HP40	KALEX	1'36.355	13	15	0.248 0.045	247.7
4	75	Albert ARENAS	SPA	Inde GASGAS Aspar Team	KALEX	1'36.367	17	18	0.260 0.012	248.8
5	13	Celestino VIETTI	ITA	Mooney VR46 Racing Team	KALEX	1'36.380	16	20	0.273 0.013	249.4
6	37	Augusto FERNANDEZ	SPA	Red Bull KTM Ajo	KALEX	1'36.386	11	13	0.279 0.006	247.1
7	51	Pedro ACOSTA	SPA	Red Bull KTM Ajo	KALEX	1'36.473	15	19	0.366 0.087	249.4
8	54	Fermín ALDEGUER	SPA	+Ego Speed Up	BOSCOSCURO	1'36.522	17	18	0.415 0.049	246.5
9	35	Somkiat CHANTRA	THA	IDEMITSU Honda Team Asia	KALEX	1'36.524	11	20	0.417 0.002	248.8
10	14	Tony ARBOLINO	ITA	Elf Marc VDS Racing Team	KALEX	1'36.580	15	17	0.473 0.056	248.2
11	9	Jorge NAVARRO	SPA	Flexbox HP40	KALEX	1'36.671	17	19	0.564 0.091	247.1
12	79	Ai OGURA	JPN	IDEMITSU Honda Team Asia	KALEX	1'36.764	14	17	0.657 0.093	246.0
13	12	Filip SALAC	CZE	Gresini Racing Moto2	KALEX	1'36.789	12	18	0.682 0.025	251.7
14	64	Bo BENDSNEYDER	NED	Pertamina Mandalika SAG Team	KALEX	1'36.861	15	18	0.754 0.072	244.8
15	16	Joe ROBERTS	USA	Italtrans Racing Team	KALEX	1'36.961	15	18	0.854 0.100	245.4
16	7	Barry BALTUS	BEL	RW Racing GP	KALEX	1'36.993	18	19	0.886 0.032	248.8
17	11	Mattia PASINI	ITA	Inde GASGAS Aspar Team	KALEX	1'37.033	8	18	0.926 0.040	249.4
18	18	Manuel GONZALEZ	SPA	Yamaha VR46 Master Camp Team	KALEX	1'37.126	14	17	1.019 0.093	248.2
19	23	Marcel SCHROTTER	GER	Liqui Moly Intact GP	KALEX	1'37.146	18	18	1.039 0.020	248.2
20	19	Lorenzo DALLA PORTA	ITA	Italtrans Racing Team	KALEX	1'37.175	7	8	1.068 0.029	250.0
21	52	Jeremy ALCOBA	SPA	Liqui Moly Intact GP	KALEX	1'37.192	14	17	1.085 0.017	248.2
22	61	Alessandro ZACCONE	ITA	Gresini Racing Moto2	KALEX	1'37.353	13	17	1.246 0.161	247.1
23	6	Cameron BEAUBIER	USA	American Racing	KALEX	1'37.459	15	16	1.352 0.106	246.0
24	84	Zonta VD GOORBERGH	NED	RW Racing GP	KALEX	1'37.515	12	14	1.408 0.056	248.2
25	28	Niccolò ANTONELLI	ITA	Mooney VR46 Racing Team	KALEX	1'37.616	9	14	1.509 0.101	250.0
26	8	Senna AGIUS	AUS	Elf Marc VDS Racing Team	KALEX	1'37.814	12	19	1.707 0.198	248.2
27	42	Marcos RAMIREZ	SPA	MV Agusta Forward Racing	MV AGUSTA	1'38.195	7	9	2.088 0.381	247.1
28	29	Taiga HADA	JPN	Pertamina Mandalika SAG Team	KALEX	1'38.273	17	17	2.166 0.078	246.0
29	4	Sean Dylan KELLY	USA	American Racing	KALEX	1'38.330	15	20	2.223 0.057	245.4
30	24	Simone CORSI	ITA	MV Agusta Forward Racing	MV AGUSTA	1'38.773	3	9	2.666 0.443	246.0
31	81	Keminth KUBO	THA	Yamaha VR46 Master Camp Team	KALEX	1'38.926	3	5	2.819 0.153	244.3

Practice condition: Dry

Air: 23°

Humidity: 69%

Ground: 27°

Fastest Lap:	Lap: 13	Alonso LOPEZ	1'36.107	158.2 Km/h
Best Race Lap:	2021	Augusto FERNANDEZ	1'36.182	158.1 Km/h
All Time Lap Record:	2020	Luca MARINI	1'35.271	159.6 Km/h

The results are provisional until the end of the limit for protest and appeals.

Time limit for protest expires 30' after publication of the results - Time:

These data/results cannot be reproduced, stored and/or transmitted in whole or in part by any manner of electronic, mechanical, photocopying, recording, broadcasting or otherwise now known or herein after developed without the previous express consent by the copyright owner, except for reproduction in daily press and regular printed publications on sale to the public within 60 days of the event related to those data/results and always provided that copyright symbol appears together as follows below.

© DORNA, 2022

Official MotoGP Timing by TISSOT
www.motogp.com

Misano Adriatico, Saturday, September 03, 2022

moto2™




GP GRYPYN DI SAN MARINO E DELLA RIVIERA DI RIMINI

Free Practice Nr. 3

Combined Free Practice Times

11

	Rider	Nation	Team	MOTORCYCLE	FP1	FP2	FP3	Gap				
1	21 A. LOPEZ	SPA	+Ego Speed Up	BOSCOSCURO	1'37.400	17	1'36.597	15	1'36.107	13		
2	96 J. DIXON	GBR	Inde GASGAS Aspar Team	KALEX	1'36.716	18	1'36.692	17	1'36.310	15	0.203	0.203
3	40 A. CANET	SPA	Flexbox HP40	KALEX	1'36.778	15	1'36.859	6	1'36.355	13	0.248	0.045
4	75 A. ARENAS	SPA	Inde GASGAS Aspar Team	KALEX	1'37.515	18	1'36.802	15	1'36.367	17	0.260	0.012
5	13 C. VIETTI	ITA	Mooney VR46 Racing Team	KALEX	1'36.573	20	1'37.137	11	1'36.380	16	0.273	0.013
6	37 A. FERNANDEZ	SPA	Red Bull KTM Ajo	KALEX	1'36.817	13	1'36.670	14	1'36.386	11	0.279	0.006
7	51 P. ACOSTA	SPA	Red Bull KTM Ajo	KALEX	1'37.420	15	1'36.928	17	1'36.473	15	0.366	0.087
8	54 F. ALDEGUER	SPA	+Ego Speed Up	BOSCOSCURO	1'37.321	19	1'37.314	5	1'36.522	17	0.415	0.049
9	35 S. CHANTRA	THA	IDEMITSU Honda Team Asia	KALEX	1'37.401	8	1'36.848	21	1'36.524	11	0.417	0.002
10	14 T. ARBOLINO	ITA	Elf Marc VDS Racing Team	KALEX	1'37.251	16	1'36.935	14	1'36.580	15	0.473	0.056
11	11 M. PASINI	ITA	Inde GASGAS Aspar Team	KALEX	1'36.668	15	1'37.299	6	1'37.033	8	0.561	0.088
12	9 J. NAVARRO	SPA	Flexbox HP40	KALEX	1'37.686	18	1'37.439	13	1'36.671	17	0.564	0.003
13	79 A. OGURA	JPN	IDEMITSU Honda Team Asia	KALEX	1'37.041	19	1'36.962	18	1'36.764	14	0.657	0.093
14	12 F. SALAC	CZE	Gresini Racing Moto2	KALEX	1'37.519	13	1'36.973	17	1'36.789	12	0.682	0.025
15	64 B. BENDSNEYDE	NED	Pertamina Mandalika SAG Team	KALEX	1'37.319	17	1'37.175	13	1'36.861	15	0.754	0.072
16	16 J. ROBERTS	USA	Italtrans Racing Team	KALEX	1'37.352	16	1'37.591	10	1'36.961	15	0.854	0.100
17	7 B. BALTUS	BEL	RW Racing GP	KALEX	1'37.636	7	1'37.975	19	1'36.993	18	0.886	0.032
18	18 M. GONZALEZ	SPA	Yamaha VR46 Master Camp Team	KALEX	1'37.636	20	1'37.218	17	1'37.126	14	1.019	0.133
19	23 M. SCHROTTER	GER	Liqui Moly Intact GP	KALEX	1'37.904	16	1'37.292	13	1'37.146	18	1.039	0.020
20	19 L. DALLA PORTA	ITA	Italtrans Racing Team	KALEX	1'38.193	18	1'37.162	15	1'37.175	7	1.055	0.016
21	52 J. ALCOBA	SPA	Liqui Moly Intact GP	KALEX	1'38.605	15	1'37.964	17	1'37.192	14	1.085	0.030
22	28 N. ANTONELLI	ITA	Mooney VR46 Racing Team	KALEX	1'37.279	20	1'38.060	17	1'37.616	9	1.172	0.087
23	61 A. ZACCONE	ITA	Gresini Racing Moto2	KALEX	1'38.392	7	1'38.633	12	1'37.353	13	1.246	0.074
24	6 C. BEAUBIER	USA	American Racing	KALEX	1'38.102	16	1'38.070	6	1'37.459	15	1.352	0.106
25	84 Z. VD GOORBERG	NED	RW Racing GP	KALEX	1'37.946	18	1'37.857	12	1'37.515	12	1.408	0.056
26	8 S. AGIUS	AUS	Elf Marc VDS Racing Team	KALEX	1'38.524	18	1'38.204	7	1'37.814	12	1.707	0.299
27	24 S. CORSI	ITA	MV Agusta Forward Racing	MV AGUSTA	1'37.996	13	1'37.991	5	1'38.773	3	1.884	0.177
28	42 M. RAMIREZ	SPA	MV Agusta Forward Racing	MV AGUSTA	1'37.998	15	1'38.186	16	1'38.195	7	1.891	0.007
29	29 T. HADA	JPN	Pertamina Mandalika SAG Team	KALEX	1'40.174	13	1'38.512	17	1'38.273	17	2.166	0.275
30	4 S. KELLY	USA	American Racing	KALEX	1'39.467	21	1'39.081	21	1'38.330	15	2.223	0.057
31	81 K. KUBO	THA	Yamaha VR46 Master Camp Team	KALEX	1'39.001	15	1'38.877	16	1'38.926	3	2.770	0.547

Pole Position Record:	2020	Luca MARINI	1'35.271	159.6 Km/h
Best Race Lap:	2021	Augusto FERNANDEZ	1'36.182	158.1 Km/h
All Time Lap Record:	2020	Luca MARINI	1'35.271	159.6 Km/h

The results are provisional until the end of the limit for protest and appeals.

Time limit for protest expires 60' after publication of the results - Time:

These data/results cannot be reproduced, stored and/or transmitted in whole or in part by any manner of electronic, mechanical, photocopying, recording, broadcasting or otherwise now known or herein after developed without the previous express consent by the copyright owner, except for reproduction in daily press and regular printed publications on sale to the public within 60 days of the event related to those data/results and always provided that copyright symbol appears together as follows below.

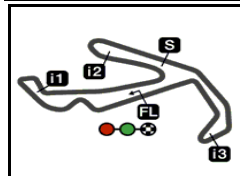
© DORNA, 2022

Official MotoGP Timing by TISSOT
www.motogp.com

Misano Adriatico, Saturday, September 03, 2022







4226 m.

GP GRYPYN DI SAN MARINO E DELLA RIVIERA DI RIMINI

Free Practice Nr. 3

Top Speed & Average

12



Rider	Nation	Motorcycle	Top 5 speeds					Average	Top
12 Filip SALAC	CZE	KALEX	251.7	249.4	248.8	248.8	248.8	249.5	251.7
19 Lorenzo DALLA PORTA	ITA	KALEX	250.0	249.4	248.8	248.2	248.2	248.9	250.0
28 Niccolò ANTONELLI	ITA	KALEX	250.0	249.4	249.4	248.8	247.7	248.8	250.0
11 Mattia PASINI	ITA	KALEX	249.4	249.4	248.8	248.8	248.8	249.0	249.4
13 Celestino VIETTI	ITA	KALEX	249.4	249.4	249.4	248.8	248.2	249.0	249.4
51 Pedro ACOSTA	SPA	KALEX	249.4	249.4	249.4	249.4	248.8	249.0	249.4
7 Barry BALTUS	BEL	KALEX	248.8	248.2	246.5	246.5	246.5	247.2	248.8
35 Somkiat CHANTRA	THA	KALEX	248.8	248.8	248.2	247.7	247.7	248.0	248.8
75 Albert ARENAS	SPA	KALEX	248.8	248.8	248.2	247.7	247.7	248.2	248.8
8 Senna AGIUS	AUS	KALEX	248.2	248.2	248.2	247.7	247.7	248.0	248.2
14 Tony ARBOLINO	ITA	KALEX	248.2	247.7	247.7	246.5	246.5	247.3	248.2
18 Manuel GONZALEZ	SPA	KALEX	248.2	247.7	247.1	247.1	246.5	247.3	248.2
23 Marcel SCHROTTER	GER	KALEX	248.2	248.2	248.2	247.1	247.1	247.6	248.2
52 Jeremy ALCOBA	SPA	KALEX	248.2	247.7	247.7	247.7	247.1	247.7	248.2
84 Zonta VD GOORBERGH	NED	KALEX	248.2	247.7	246.5	246.0	245.4	246.5	248.2
40 Aron CANET	SPA	KALEX	247.7	246.0	245.4	244.8	244.8	245.5	247.7
9 Jorge NAVARRO	SPA	KALEX	247.1	247.1	246.5	246.5	246.5	246.7	247.1
21 Alonso LOPEZ	SPA	BOSCOSCURO	247.1	246.5	246.5	246.5	246.5	246.6	247.1
37 Augusto FERNANDEZ	SPA	KALEX	247.1	246.5	246.5	246.0	244.8	246.2	247.1
42 Marcos RAMIREZ	SPA	MV AGUSTA	247.1	247.1	247.1	246.0	244.8	246.0	247.1
61 Alessandro ZACCONE	ITA	KALEX	247.1	246.5	246.0	246.0	246.0	246.3	247.1
96 Jake DIXON	GBR	KALEX	247.1	246.5	246.5	246.5	246.5	246.6	247.1
54 Fermín ALDEGUER	SPA	BOSCOSCURO	246.5	246.0	245.4	244.8	244.8	245.4	246.5
6 Cameron BEAUBIER	USA	KALEX	246.0	244.8	243.7	243.7	243.2	244.1	246.0
24 Simone CORSI	ITA	MV AGUSTA	246.0	244.8	243.2	242.6	239.4	243.2	246.0
29 Taiga HADA	JPN	KALEX	246.0	246.0	246.0	246.0	246.0	246.0	246.0
79 Ai OGURA	JPN	KALEX	246.0	245.4	245.4	244.8	244.8	245.2	246.0
4 Sean Dylan KELLY	USA	KALEX	245.4	244.8	244.8	244.8	244.8	244.9	245.4
16 Joe ROBERTS	USA	KALEX	245.4	243.2	243.2	243.2	243.2	243.6	245.4
64 Bo BENDSNEYDER	NED	KALEX	244.8	244.8	244.8	244.8	244.8	244.8	244.8
81 Keminth KUBO	THA	KALEX	244.3	243.7	242.6	238.9		242.4	244.3

These data/results cannot be reproduced, stored and/or transmitted in whole or in part by any manner of electronic, mechanical, photocopying, recording, broadcasting or otherwise now known or herein after developed without the previous express consent by the copyright owner, except for reproduction in daily press and regular printed publications on sale to the public within 60 days of the event related to those data/results and always provided that copyright symbol appears together as follows below.

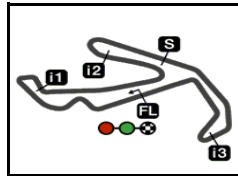
© DORNA, 2022

Official MotoGP Timing by TISSOT
www.motogp.com





Misano Adriatico, Saturday, September 03, 2022



4226 m.

GP GRYPYN DI SAN MARINO E DELLA RIVIERA DI RIMINI

Free Practice Nr. 3

Chronological Analysis of Performances

13

* Lap / Sector time cancelled

T1 Time from finish line to 1st intermediate

T3 Time from 2nd intermed. to 3rd intermed.

P Crossing the finish line in pit lane

T2 Time from 1st intermed. to 2nd intermed.

T4 Time from 3rd intermediate to finish line

Lap	Lap Time	T1	T2	T3	T4	Speed	Lap	Lap Time	T1	T2	T3	T4	Speed	
1st	21	Alonso LOPEZ +Ego Speed Up SPA						6	1'52.923 P	28.435	27.861	32.683*	23.944	184.6
		Runs=2	Total laps=16	Full laps=9			7	1'34.781	22.461	23.515	26.597	22.208	243.7	
1	1'57.123	18.555	23.237	27.122	22.296	243.7	8	1'37.784	26.882	22.695	26.366	21.841	244.8	
2	1'37.473	26.597	22.425	26.496	21.955	244.8	9	1'37.176	26.677	22.442	26.293	21.764	243.7	
3	1'37.121	26.582	22.385	26.292	21.862	245.4	10	1'33.701 P	26.643	22.477	26.315	18.266	244.8	
4	1'36.945 *	26.453	22.227	26.454	21.811*	246.0	11	1'36.572 *	25.416	22.949	26.322	21.885*	245.4	
5	4'29.198 P	3'11.904	27.128	30.834	19.332	230.7	12	1'36.476	26.447	22.331	26.084	21.614	247.7	
6	1'33.395	20.551	23.449	27.176	22.219	242.6	13	1'36.355	26.351	22.301	26.094	21.609	246.0	
7	1'37.208	26.679	22.387	26.375	21.767	245.4	14	2'00.831 *	26.512	29.559	39.805	24.955*	156.2	
8	1'37.223	26.676	22.256	26.457	21.834	245.4	15	1'49.581 *	32.27*	24.507	28.964	23.840	231.7	
9	1'36.867	26.514	22.255	26.326	21.772	246.5								
10	1'38.300 P	28.151	22.901	28.957*	18.291	241.0	4th	75	Albert ARENAS Inde GASGAS Aspar SPA					
11	1'32.322 *	19.786	23.189	27.071	22.276*	242.1			Runs=1	Total laps=18	Full laps=11			
12	1'36.451	26.470	22.111	26.197	21.673	246.0	1	2'48.394	23.442	24.169	30.586	22.600	206.1	
13	1'36.107	26.306	22.017	26.176	21.608	246.5	2	1'49.314	27.100	25.342	28.495	28.377	225.4	
14	1'39.252 *	26.482	23.233	27.424*	22.113	246.5	3	1'38.283	26.877	22.754	26.514	22.138	246.5	
15	1'42.273	31.156	22.341	26.489	22.287	246.5	4	1'37.540	26.930	22.367	26.340	21.903	247.1	
16	1'37.824	26.573	22.132	26.966	22.153	247.1	5	1'38.866 *	27.18*	22.995	26.670	22.019	245.4	
							6	1'36.950	26.821	22.242	26.147	21.740	248.8	
2nd	96	Jake DIXON Inde GASGAS Aspar GBR						7	1'36.722	26.619	22.157	26.265	21.681	247.7
		Runs=2	Total laps=17	Full laps=7			8	1'36.926 *	26.66*	22.117	26.361	21.784	248.2	
1	2'58.480 *	18.936	23.174	27.057*	22.255	244.8	9	1'36.495	26.603	22.100	26.132	21.660	247.1	
2	1'38.428	26.853	22.505	26.522	22.548	246.5	10	1'36.556	26.571	22.060	26.249	21.676	248.8	
3	1'37.375 *	26.526	22.631	26.456	21.762*	246.0	11	1'36.379	26.536	22.083	26.170	21.590	247.7	
4	1'37.095	26.518	22.312	26.495	21.770	245.4	12	1'34.029 P	27.301	22.410	26.556	17.762	245.4	
5	1'40.415 *	28.42*	23.488	26.639	21.866	244.8	13	1'31.379 *	19.640	23.048	26.645	22.046*	243.7	
6	1'36.965	26.647	22.274	26.267	21.777	246.5	14	1'36.675	26.499	22.184	26.319	21.673	246.5	
7	2'34.439 P	1'21.96*	28.097	27.247	17.126	242.6	15	1'36.405 *	26.494	22.127	26.088	21.696*	247.1	
8	1'32.665 *	20.332	23.103	26.989*	22.241	241.6	16	1'36.513	26.536	21.983	26.266	21.728	247.7	
9	1'37.745 *	26.909	22.493	26.501*	21.842	243.7	17	1'36.367	26.536	22.060	26.159	21.612	247.1	
10	1'37.282 *	26.644	22.297	26.499*	21.842	244.8	18	1'50.662 *	35.59*	24.963	27.616	22.493	239.4	
11	1'34.224 P	26.797	23.165	27.270	16.992	241.6								
12	1'30.692	18.967	22.820	26.752	22.153	244.8	5th	13	Celestino VIETTI Mooney VR46 Racing ITA					
13	1'36.614	26.600	22.115	26.241	21.658	246.0			Runs=1	Total laps=20	Full laps=13			
14	1'36.403	26.474	22.120	26.193	21.616	246.5	1	2'14.352	19.605	23.457	27.020	22.443	247.7	
15	1'36.310	26.422	22.074	26.297	21.517	247.1	2	1'37.815	27.291	22.470	26.216	21.838	249.4	
16	1'36.702	26.550	22.074	26.406	21.672	246.5	3	1'37.246	26.768	22.384	26.314	21.780	248.8	
17	1'47.823 *	31.94*	23.565	28.171	24.139	241.0	4	1'37.367 *	26.93*	22.318	26.283	21.835	247.1	
							5	1'37.272 *	26.77*	22.328	26.243	21.928	247.7	
3rd	40	Aron CANET Flexbox HP40 SPA						6	1'37.186	26.750	22.371	26.212	21.853	247.1
		Runs=2	Total laps=15	Full laps=7			7	1'37.050	26.571	22.305	26.275	21.899	247.1	
1	2'42.820	21.697	25.052	27.237	22.714	243.7	8	1'37.499	26.660	22.323	26.244	22.272	249.4	
2	1'38.483	26.946	23.267	26.393	21.877	244.8	9	1'36.903	26.653	22.239	26.223	21.788	246.5	
3	1'38.772	26.630	22.546	27.603	21.993	240.5	10	1'36.789	26.577	22.275	26.179	21.758	247.1	
4	1'37.470	26.676	22.558	26.392	21.844	244.8	11	1'36.732	26.611	22.298	26.130	21.693	247.1	
5	1'37.457 *	26.68*	22.613	26.343	21.818	244.3	12	1'36.850	26.519	22.312	26.227	21.792	246.5	

Fastest Lap: Alonso LOPEZ +Ego Speed Up SPA **1'36.107** 26.306 22.017 26.176 21.608

These data/results cannot be reproduced, stored and/or transmitted in whole or in part by any manner of electronic, mechanical, photocopying, recording, broadcasting or otherwise now known or herein after developed without the previous express consent by the copyright owner, except for reproduction in daily press and regular printed publications on sale to the public within 60 days of the event related to those data/results and always provided that copyright symbol appears together as follows below.
© DORNA, 2022

Free Practice Nr. 3

Moto2

Lap	Lap Time	T1	T2	T3	T4	Speed	Lap	Lap Time	T1	T2	T3	T4	Speed	
13	1'39.421	26.632	23.854	26.803	22.132	245.4	7	1'37.588 *	26.714	22.316	26.563	21.995*	243.2	
14	1'39.161 *	26.620	22.299	27.636*	22.606	247.1	8	1'41.747 P	30.41*	25.709	27.644	17.980	246.0	
15	1'36.742	26.658	22.260	26.192	21.632	247.1	9	1'34.001	20.421	23.666	27.423	22.491	242.6	
16	1'36.380	26.487	22.136	26.107	21.650	247.1	10	1'39.115 *	26.864	22.541	27.484	22.226*	243.2	
17	1'38.104 P	29.18*	23.621	28.711*	16.586	234.2	11	1'37.756	26.752	22.447	26.637	21.920	243.7	
18	1'37.473 *	24.704	23.278	27.356*	22.135	244.8	12	1'41.968 *	27.029	23.672	28.340	22.927*	240.0	
19	1'36.806	26.601	22.230	26.126	21.849	248.2	13	1'37.681 P	26.830	25.425	28.153	17.273	244.3	
20	1'36.683 *	26.76*	22.193	26.023	21.702	249.4	14	1'32.999	20.005	23.559	27.132	22.303	241.0	
6th	37	Augusto FERNAND Red Bull KTM Ajo SPA						15	1'37.081	26.628	22.351	26.417	21.685	244.3
		Runs=2	Total laps=14	Full laps=8			16	1'36.688	26.478	22.222	26.394	21.594	244.8	
1	2'19.957	19.219	23.735	27.556	22.316	244.3	17	1'36.522	26.370	22.211	26.375	21.566	244.8	
2	1'38.144	26.795	22.535	26.803	22.011	246.5	18	1'36.937	26.407	22.261	26.346	21.923	244.8	
3	1'37.604	26.861	22.438	26.578	21.727	246.0								
4	1'38.873 *	26.76*	22.470	26.839	22.803	247.1	9th	35	Somkiat CHANTRA IDEMITSU Honda Tea THA					
5	1'37.541 *	26.60*	22.310	26.863	21.768	246.5			Runs=1	Total laps=20	Full laps=11			
6	1'37.218	26.662	22.406	26.531	21.619	243.7	1	2'57.057	18.842	23.503	27.147	22.316	245.4	
7	1'36.697	26.413	22.260	26.430	21.594	244.3	2	1'39.010	26.798	23.190	26.907	22.115	246.5	
8	1'36.755	26.472	22.260	26.423	21.600	244.3	3	1'37.539	26.722	22.399	26.442	21.976	246.5	
9	1'36.744	26.421	22.187	26.460	21.676	244.3	4	1'38.548 *	27.94*	22.428	26.452	21.721	247.7	
10	1'40.114	28.145	22.534	27.373	22.062	240.5	5	1'38.069 *	27.18*	22.454	26.472	21.958	247.1	
11	1'36.386	26.397	22.116	26.316	21.557	244.8	6	1'37.178	26.650	22.203	26.438	21.887	248.8	
12	1'34.544 P	27.782	22.723	27.069	16.970	243.7	7	1'36.905	26.605	22.310	26.264	21.726	247.7	
13	1'30.256	19.001	22.846	26.673	21.736	243.7	8	1'37.337 *	26.81*	22.364	26.403	21.760	247.7	
unfinished	26.674	22.478	26.230			244.3	9	1'36.621	26.541	22.147	26.229	21.704	246.5	
7th	51	Pedro ACOSTA Red Bull KTM Ajo SPA						10	1'36.702	26.517	22.271	26.281	21.633	248.2
		Runs=1	Total laps=19	Full laps=12			11	1'36.524	26.409	22.165	26.262	21.688	247.7	
1	2'27.854	19.608	23.492	27.540	22.346	247.1	12	1'39.734 P	27.817	23.853	28.194*	19.870	234.2	
2	1'38.190	27.055	22.463	26.713	21.959	247.7	13	1'31.971	19.796	23.018	27.022	22.135	242.6	
3	1'37.769	26.828	22.453	26.557	21.931	248.8	14	1'37.473 *	26.643	22.469	26.470*	21.891	244.8	
4	1'38.196 *	26.93*	22.392	26.952*	21.917	248.8	15	1'39.911 *	26.566	24.721	26.673	21.951*	246.0	
5	1'37.710 *	27.06*	22.319	26.475	21.848	248.8	16	1'37.197	26.652	22.334	26.486	21.725	246.5	
6	1'37.898	26.887	22.438	26.690	21.883	248.2	17	1'37.080	26.599	22.319	26.443	21.719	248.8	
7	1'37.758	26.937	22.431	26.496	21.894	249.4	18	1'37.702	26.869	22.386	26.636	21.811	247.7	
8	1'37.845 *	26.89*	22.470	26.393	22.087	249.4	19	1'37.963	26.864	22.547	26.591	21.961	246.5	
9	1'37.497	26.855	22.440	26.377	21.825	248.2	20	1'37.673 *	26.71*	22.469	26.639	21.848	247.1	
10	1'37.996	26.763	22.718	26.628	21.887	249.4								
11	1'37.889	26.876	22.479	26.617	21.917	248.2	10th	14	Tony ARBOLINO Elf Marc VDS Racing ITA					
12	1'42.265 P	30.07*	23.758	29.439*	18.991	238.9			Runs=1	Total laps=17	Full laps=10			
13	1'29.780	18.743	22.766	26.548	21.723	248.2	1	2'51.470	20.294	23.998	28.490	22.590	237.3	
14	1'36.513	26.473	22.117	26.287	21.636	249.4	2	1'47.455	27.440	22.904	27.017	30.094	244.8	
15	1'36.473	26.424	22.142	26.282	21.625	248.8	3	1'37.766	26.821	22.499	26.514	21.932	245.4	
16	1'41.421 *	30.29*	22.570	26.593	21.960	248.8	4	1'37.119	26.723	22.272	26.353	21.771	248.2	
17	1'36.898	26.581	22.284	26.324	21.709	248.2	5	1'39.469 *	27.39*	23.363	26.638	22.071	246.5	
18	1'36.594	26.527	22.117	26.300	21.650	248.2	6	1'36.979	26.581	22.281	26.287	21.830	247.7	
19	1'40.169	26.515	22.196	26.831	24.627	248.8	7	1'38.040	26.984	22.583	26.491	21.982	245.4	
8th	54	Fermin ALDEGUER +Ego Speed Up SPA						8	1'37.720 *	26.83*	22.475	26.499	21.914	246.0
		Runs=2	Total laps=18	Full laps=9			9	1'37.510	26.741	22.406	26.484	21.879	244.3	
1	2'47.656	20.615	23.830	27.569	22.448	242.1	10	1'40.713 P	33.13*	23.117	27.340	17.121	245.4	
2	1'39.476	27.361	22.903	27.163	22.049	242.1	11	1'38.678	20.765	25.481	29.555	22.877	229.7	
3	1'38.129	27.267	22.490	26.483	21.889	243.7	12	1'42.083 *	27.084	22.470	30.465	22.064*	165.6	
4	1'37.395	26.749	22.349	26.413	21.884	246.5	13	1'36.848	26.593	22.204	26.327	21.724	246.0	
5	1'41.164 *	28.02*	23.389	27.396	22.351	244.3	14	1'36.595	26.503	22.193	26.218	21.681	246.5	
6	1'37.618	26.742	22.397	26.494	21.985	245.4	15	1'36.580	26.471	22.141	26.259	21.709	247.7	
							16	1'37.247	26.919	22.188	26.390	21.750	246.0	
							17	1'54.185 *	32.80*	23.657	33.233*	24.493	177.0	

Fastest Lap: Alonso LOPEZ +Ego Speed Up SPA 1'36.107 26.306 22.017 26.176 21.608

These data/results cannot be reproduced, stored and/or transmitted in whole or in part by any manner of electronic, mechanical, photocopying, recording, broadcasting or otherwise now known or herein after developed without the previous express consent by the copyright owner, except for reproduction in daily press and regular printed publications on sale to the public within 60 days of the event related to those data/results and always provided that copyright symbol appears together as follows below.
© DORNA, 2022

Official MotoGP Timing by TISSOT
www.motogp.com

Misano Adriatico, Saturday, September 03, 2022 Page 2 of 6



Free Practice Nr. 3

Moto2

Lap	Lap Time	T1	T2	T3	T4	Speed	Lap	Lap Time	T1	T2	T3	T4	Speed	
11th	9	Jorge NAVARRO				Flexbox HP40	SPA	13	1'37.788	26.690	22.364	26.619	22.115	246.5
		Runs=1	Total laps=19	Full laps=12			14	1'38.491	26.639	22.334	26.374	23.144	247.1	
1	1'51.958	20.579	23.530	27.902	22.285	245.4	15	1'38.031 *	26.903	22.380	26.703	22.045*	244.3	
2	1'37.920	26.813	22.519	26.618	21.970	246.0	16	1'37.016	26.627	22.208	26.476	21.705	246.0	
3	1'37.591	26.804	22.478	26.443	21.866	246.5	17	1'37.116	26.677	22.269	26.445	21.725	247.1	
4	1'37.406	26.787	22.338	26.376	21.905	246.5	18	1'39.793	26.661	22.325	26.504	24.303	247.7	
5	1'37.296	26.687	22.391	26.364	21.854	246.0		PIT	32.794	24.835	34.786	22.506	211.3	
6	1'37.368	26.842	22.297	26.372	21.857	246.0								
7	1'36.983	26.613	22.247	26.387	21.736	246.5	14th	64	Bo BENDSNEYDER				Pertamina Mandalika	NED
8	1'39.786 *	28.68*	22.682	26.482	21.940	246.5			Runs=1	Total laps=18	Full laps=11			
9	1'40.650 *	26.714	22.254	29.204*	22.478	246.0	1	2'13.203	20.241	23.942	27.707	22.178	241.6	
10	1'37.507	26.808	22.310	26.498	21.891	246.0	2	1'38.473	26.977	22.692	26.767	22.037	244.3	
11	1'37.482	26.681	22.428	26.533	21.840	246.5	3	1'37.585	26.706	22.522	26.606	21.751	243.2	
12	1'37.554 P	27.814	23.293	27.997	18.450	237.8	4	1'38.226	27.526	22.459	26.520	21.721	243.7	
13	1'31.847	19.572	23.403	26.981	21.891	243.7	5	1'37.326 *	26.73*	22.419	26.496	21.676	244.8	
14	1'37.039	26.612	22.333	26.338	21.756	246.0	6	1'37.317	26.707	22.412	26.542	21.656	244.3	
15	1'36.724 *	26.490	22.180	26.292	21.762*	247.1	7	1'37.371	26.603	22.566	26.467	21.735	244.3	
16	1'36.891	26.534	22.192	26.343	21.822	246.0	8	1'37.262	26.659	22.408	26.467	21.728	244.8	
17	1'36.671	26.464	22.174	26.331	21.702	246.5	9	1'43.709 *	29.433	25.456	26.981*	21.839	244.8	
18	2'03.735	26.885	33.387	40.258	23.205	120.8	10	1'37.526	26.730	22.456	26.594	21.746	243.2	
19	1'40.919 *	27.97*	23.839	26.937	22.168	247.1	11	1'37.505	26.664	22.427	26.688	21.726	242.6	
							12	1'38.071 P	29.374	22.863	27.900	17.934	236.8	
12th	79	Ai OGURA				IDEMITSU Honda Tea	JPN	13	1'31.117	19.871	22.912	26.624	21.710	241.6
		Runs=2	Total laps=17	Full laps=10			14	1'36.835 *	26.413	22.437	26.256	21.729*	244.8	
1	2'47.594 *	23.717	23.851	30.353*	22.684	226.8	15	1'36.861	26.538	22.277	26.383	21.663	244.3	
2	3'25.978 P	27.321	22.667			244.3	16	1'37.020	26.511	22.395	26.400	21.714	244.8	
3	1'41.235	25.634	24.363	28.005	23.233	241.0	17	1'59.823	26.536	29.846	39.207	24.234	98.8	
4	1'39.193	27.514	22.710	26.779	22.190	242.6	18	1'40.418 *	27.44*	23.282	27.329	22.358	242.1	
5	1'38.060	26.997	22.458	26.568	22.037	244.3								
6	1'37.833	26.988	22.370	26.501	21.974	245.4	15th	16	Joe ROBERTS				Italtrans Racing Team	USA
7	1'37.877	26.979	22.369	26.555	21.974	244.8			Runs=1	Total laps=18	Full laps=12			
8	1'37.778	26.809	22.305	26.566	22.098	243.7	1	2'43.747	22.316	27.175	27.560	22.673	242.1	
9	1'42.003 P	28.105	22.858	30.725*	20.315	188.1	2	1'39.459	27.127	23.428	26.632	22.272	242.6	
10	1'34.876	22.221	23.425	27.052	22.178	244.3	3	1'39.129	27.114	22.677	27.185	22.153	245.4	
11	1'37.323	26.677	22.297	26.557	21.792	245.4	4	1'38.516	26.874	22.666	26.891	22.085	242.1	
12	1'37.932 *	26.679	22.583	26.565	22.105*	244.3	5	1'38.433 *	27.18*	22.617	26.564	22.069	243.2	
13	1'36.849	26.542	22.180	26.395	21.732	244.3	6	1'37.661	26.772	22.456	26.486	21.947	242.6	
14	1'36.764	26.602	22.127	26.319	21.716	244.8	7	1'37.835	26.704	22.550	26.536	22.045	243.2	
15	1'37.213	26.620	22.239	26.493	21.861	243.7	8	1'52.529 *	31.72*	30.044	28.000	22.756	234.2	
16	1'41.670	28.710	24.270	26.655	22.035	246.0	9	1'37.983	26.895	22.565	26.515	22.008	243.2	
17	1'40.934 *	27.14*	23.618	27.088	23.081	244.8	10	1'36.197 P	27.342	23.195	27.287	18.373	240.0	
							11	1'36.290	23.382	23.539	27.234	22.135	240.5	
13th	12	Filip SALAC				Gresini Racing Moto2	CZE	12	1'37.369	26.667	22.461	26.337	21.904	242.6
		Runs=2	Total laps=19	Full laps=11			13	1'37.159	26.551	22.431	26.404	21.773	242.6	
1	2'18.685	19.240	23.630	27.373	23.483	246.5	14	1'37.146	26.576	22.386	26.406	21.778	242.1	
2	1'40.060	26.965	22.783	28.069	22.243	248.8	15	1'36.961	26.517	22.307	26.337	21.800	243.2	
3	1'37.427	26.762	22.339	26.483	21.843	251.7	16	1'37.075	26.488	22.342	26.407	21.838	242.1	
4	1'38.631 *	26.79*	22.261	26.771	22.803	249.4	17	1'38.554	26.385	22.304	26.773	23.092	242.6	
5	1'37.656 *	26.73*	22.372	26.727	21.825	248.8	18	1'40.298 *	27.99*	22.792	27.121*	22.392	242.1	
6	1'37.617	26.929	22.249	26.576	21.863	248.8								
7	1'39.587 *	27.033	22.980	27.606*	21.968	247.7	16th	7	Barry BALTUS				RW Racing GP	BEL
8	1'37.522 P	28.18*	23.318	28.480	17.540	226.8			Runs=1	Total laps=19	Full laps=12			
9	1'32.634 *	19.319	23.022	28.002*	22.291	235.2	1	2'15.727	19.456	23.484	27.736	22.267	248.8	
10	1'41.243	26.737	22.542	30.059	21.905	187.8	2	1'39.296	27.094	22.671	26.673	22.858	248.2	
11	1'36.998	26.654	22.264	26.419	21.661	246.5	3	1'41.899	26.926	22.972	28.682	23.319	188.4	
12	1'36.789	26.518	22.253	26.356	21.662	246.5	4	1'38.213 *	26.93*	22.402	26.544	22.333	246.5	

Fastest Lap: Alonso LOPEZ +Ego Speed Up SPA **1'36.107** 26.306 22.017 26.176 21.608

These data/results cannot be reproduced, stored and/or transmitted in whole or in part by any manner of electronic, mechanical, photocopying, recording, broadcasting or otherwise now known or herein after developed without the previous express consent by the copyright owner, except for reproduction in daily press and regular printed publications on sale to the public within 60 days of the event related to those data/results and always provided that copyright symbol appears together as follows below.
© DORNA, 2022

Free Practice Nr. 3

Moto2

Lap	Lap Time	T1	T2	T3	T4	Speed	Lap	Lap Time	T1	T2	T3	T4	Speed
5	1'37.597 *	26.82*	22.433	26.488	21.853	246.5							
6	1'37.598	26.900	22.388	26.455	21.855	246.5	19th	23	Marcel SCHROTTE		Liqui Moly Intact GP	GER	
7	1'38.275	26.932	22.419	26.504	22.420	244.8			Runs=2	Total laps=18	Full laps=6		
8	1'37.874 *	26.82*	22.497	26.566	21.982	243.2	1	2'15.084	22.418	23.395	27.550	22.378	247.1
9	1'44.796	27.024	22.630	29.735	25.407	210.5	2	1'39.742 *	27.159	22.743	27.103*	22.737*	248.2
10	1'37.832	26.979	22.517	26.461	21.875	246.0	3	1'39.140 *	26.979	23.264	27.003*	21.894	246.0
11	1'37.595	26.796	22.418	26.515	21.866	246.5	4	1'38.324 *	26.98*	22.474	26.909	21.959	246.5
12	1'38.636 P	28.65*	23.567	28.495	17.918	231.2	5	1'45.890 *	26.88*	24.711	32.173	22.125	158.5
13	1'41.080 *	21.791	26.353	29.499	23.437*	215.1	6	1'38.168	26.962	22.596	26.696	21.914	247.1
14	1'37.530	26.768	22.548	26.328	21.886	244.8	7	1'38.010 *	26.848	22.582	26.682*	21.898	248.2
15	1'37.225	26.610	22.398	26.513	21.704	242.6	8	1'33.800 P	26.90*	22.626	27.054	17.216	243.7
16	1'41.385	27.085	23.510	27.441	23.349	241.6	9	1'38.408 *	26.222	23.019	27.081*	22.086	244.8
17	1'37.156	26.695	22.326	26.400	21.735	244.8	10	1'37.562 *	26.836	22.320	26.636*	21.770	245.4
18	1'36.993	26.529	22.330	26.357	21.777	245.4	11	1'37.223	26.719	22.297	26.531	21.676	246.0
19	1'37.472 *	26.581	22.322	26.528	22.041*	245.4	12	1'37.190	26.561	22.274	26.624	21.731	246.0
							13	1'37.196	26.652	22.301	26.565	21.678	246.5
17th	11	Mattia PASINI		Inde GASGAS Aspar		ITA	14	1'37.303	26.607	22.226	26.514	21.956	247.1
		Runs=1	Total laps=18	Full laps=10			15	1'41.222 P	34.17*	22.612	27.490	16.949	241.6
1	3'55.606 *	19.869	23.945	27.393	26.566*	244.8	16	1'31.262	19.380	22.941	26.918	22.023	246.0
2	1'43.735	31.987	23.006	26.675	22.067	248.2	17	1'40.639 *	26.694	22.416	26.880*	24.649	247.1
3	1'37.634 *	26.99*	22.364	26.491	21.788	249.4	18	1'37.146	26.681	22.302	26.494	21.669	248.2
4	1'37.620 *	27.00*	22.258	26.485	21.873	248.8							
5	1'37.147	26.812	22.231	26.384	21.720	248.8	20th	19	Lorenzo DALLA PO		Italtrans Racing Team	ITA	
6	1'37.264	26.789	22.287	26.378	21.810	249.4			Runs=2	Total laps=9	Full laps=5		
7	1'44.759 *	31.37*	23.031	28.332	22.019	216.0	1	2'45.565	22.301	27.297	28.823	22.846	243.7
8	1'37.033	26.775	22.247	26.283	21.728	248.8	2	1'39.409	27.728	22.801	26.829	22.051	247.7
9	1'37.522	26.845	22.441	26.498	21.738	247.1	3	1'37.789	26.851	22.433	26.500	22.005	250.0
10	1'34.935 P	28.91*	22.660	26.895	16.470	244.8	4	1'37.643	26.716	22.481	26.644	21.802	248.8
11	1'32.088	19.427	23.276	27.082	22.303	242.6	5	1'37.866 *	27.13*	22.315	26.562*	21.859	249.4
12	1'41.291	26.844	22.324	26.441	25.682	246.5	6	1'37.331	26.779	22.268	26.512	21.772	248.2
13	1'37.177	26.732	22.215	26.393	21.837	247.1	7	1'37.175	26.717	22.251	26.443	21.764	248.2
14	1'41.564 *	26.585	22.117	27.725*	25.137	247.1	8	1'52.958 P	32.62*	33.072	28.203	19.061	246.5
15	1'36.628 *	26.574	22.213	26.242	21.599*	248.2	unfinished	22.002	23.683			244.3	
16	1'40.643	26.565	22.975	29.361	21.742	244.8	21st	52	Jeremy ALCOBA		Liqui Moly Intact GP	SPA	
17	1'37.626	26.527	22.561	26.837	21.701	247.7			Runs=1	Total laps=17	Full laps=8		
18	1'57.124	26.610	24.567	41.164	24.783	147.9	1	2'16.009	20.978	23.604	27.725	22.637	248.2
18th	18	Manuel GONZALEZ		Yamaha VR46 Master		SPA	2	1'39.318	27.241	22.953	26.873	22.251	247.1
		Runs=2	Total laps=17	Full laps=7			3	1'39.110	27.215	22.940	26.832	22.123	246.5
1	2'19.388	19.125	23.555	27.206	24.038	246.0	4	1'38.535 *	27.04*	22.786	26.713	21.989	246.0
2	1'39.740 *	26.931	22.635	26.509	23.665*	246.0	5	1'38.710 *	26.98*	22.711	26.831	22.182*	245.4
3	1'37.533	26.829	22.302	26.511	21.891	247.7	6	1'38.224	26.952	22.709	26.624	21.939	246.0
4	1'45.728 *	31.46*	22.638	26.721	24.900	245.4	7	1'38.133	26.835	22.575	26.693	22.030	245.4
5	1'38.069 *	26.92*	22.754	26.446	21.941	246.5	8	1'38.227 *	26.84*	22.635	26.668	22.077	245.4
6	1'37.428	26.788	22.321	26.439	21.880	247.1	9	1'37.428 P	26.926	23.899	27.799	18.804	236.3
7	1'31.595 P	26.822	22.379	26.537	15.857	248.2	10	1'35.846	23.040	23.484	27.140	22.182	245.4
8	1'32.117	19.329	23.141	27.172	22.475	242.6	11	1'37.568	26.756	22.520	26.360	21.932	247.7
9	1'38.777	27.096	22.708	26.788	22.185	243.7	12	1'37.334	26.685	22.466	26.378	21.805	246.5
10	1'32.356 P	26.947	22.557	26.739	16.113	243.2	13	1'37.115 *	26.593	22.398	26.300	21.824*	247.7
11	1'30.591	18.407	23.167	26.871	22.146	241.6	14	1'37.192	26.604	22.373	26.392	21.823	247.7
12	1'45.688 *	28.643	23.478	30.497*	23.070*	244.8	15	1'43.818 *	26.774	27.238	27.598*	22.208	245.4
13	1'38.719	26.701	22.415	26.705	22.898	244.3	16	1'42.517	26.678	22.651	27.183	26.005	244.3
14	1'37.126	26.631	22.323	26.358	21.814	245.4	17	1'52.997 *	32.60*	25.524	31.387	23.484	204.9
15	1'50.758	26.726	25.728	32.515	25.789	189.1							
16	1'38.984	26.662	22.493	27.604	22.225	247.1							
17	1'38.030 *	26.71*	22.682	26.522	22.109	245.4							

Fastest Lap: Alonso LOPEZ +Ego Speed Up SPA **1'36.107** 26.306 22.017 26.176 21.608

These data/results cannot be reproduced, stored and/or transmitted in whole or in part by any manner of electronic, mechanical, photocopying, recording, broadcasting or otherwise now known or herein after developed without the previous express consent by the copyright owner, except for reproduction in daily press and regular printed publications on sale to the public within 60 days of the event related to those data/results and always provided that copyright symbol appears together as follows below.
© DORNA, 2022

Official MotoGP Timing by TISSOT
www.motogp.com

Misano Adriatico, Saturday, September 03, 2022 Page 4 of 6

moto2



Free Practice Nr. 3

Moto2

Lap	Lap Time	T1	T2	T3	T4	Speed	Lap	Lap Time	T1	T2	T3	T4	Speed
22nd 61 Alessandro ZACCO Gresini Racing Moto2 ITA							25th 28 Niccolò ANTONELLI Mooney VR46 Racing ITA						
		Runs=1	Total laps=17		Full laps=9				Runs=1	Total laps=14		Full laps=6	
1	1'58.110	20.207	24.187	27.813	22.327	242.1	1	2'17.050	19.610	23.705	27.545	22.626	247.7
2	1'39.855	27.405	22.917	27.278	22.255	244.3	2	1'39.115	27.376	22.573	26.755	22.411	247.1
3	1'38.942	27.149	22.652	27.120	22.021	244.3	3	1'44.224	27.129	22.741	32.249	22.105	144.0
4	1'38.585 *	27.03 *	22.618	26.992	21.938	243.7	4	1'37.748 *	26.97 *	22.479	26.370	21.929	248.8
5	1'41.848 *	28.03 *	24.453	27.316	22.048	244.3	5	1'37.922 *	26.85 *	22.690	26.390	21.983	250.0
6	1'38.660	27.118	22.636	26.965	21.941	244.8	6	1'38.676	27.172	22.583	26.873	22.048	247.7
7	1'38.271	26.932	22.482	26.968	21.889	244.8	7	1'37.814	26.795	22.510	26.460	22.049	246.5
8	1'41.676 *	28.30 *	23.291	27.707	22.372	239.4	8	1'37.867 *	27.03 *	22.469	26.424	21.939	247.1
9	1'38.649	27.088	22.521	27.005	22.035	244.8	9	1'37.616	26.804	22.405	26.464	21.943	247.1
10	1'36.009 P	27.030	23.554	28.333	17.092	236.8	10	1'37.940	26.862	22.413	26.577	22.088	245.4
11	1'42.366	25.180	24.867	28.758	23.561	234.2	11	1'38.530 P	31.925	23.092	26.698	16.815	245.4
12	1'38.033	27.123	22.528	26.628	21.754	246.5	12	1'37.263 *	24.178	23.408	27.498 *	22.179	246.5
13	1'37.353	26.677	22.381	26.628	21.667	246.0	13	1'37.373 *	26.867	22.335	26.349 *	21.822	249.4
14	1'37.487	26.613	22.351	26.708	21.815	246.0	14	1'37.490 *	26.92 *	22.234	26.335	21.995	249.4
15	1'41.395 *	27.96 *	23.324	28.224	21.884	234.2	26th 8 Senna AGIUS Elf Marc VDS Racing AUS						
16	1'37.586	26.782	22.323	26.705	21.776	247.1			Runs=1	Total laps=19		Full laps=13	
17	1'39.374 *	27.41 *	22.722	26.987	22.246	246.0	1	2'02.382	20.033	23.946	27.807	22.769	247.1
23rd 6 Cameron BEAUBIE American Racing USA							26th 8 Senna AGIUS Elf Marc VDS Racing AUS						
		Runs=2	Total laps=17		Full laps=7				Runs=1	Total laps=19		Full laps=13	
1	2'39.151	19.942	23.926	32.515	22.796	148.3	2	1'38.928	27.388	22.613	26.861	22.066	248.2
2	1'42.621 *	27.478	22.917	27.824 *	24.402	227.8	3	1'38.079	27.102	22.391	26.662	21.924	246.5
3	1'38.450	26.672	22.469	27.291	22.018	242.1	4	1'37.870	27.022	22.379	26.553	21.916	247.7
4	1'41.059	26.863	22.461	26.704	25.031	246.0	5	1'39.264 *	27.01 *	23.042	26.994 *	22.210	245.4
5	1'38.861 *	27.24 *	22.583	26.762	22.271	244.8	6	1'38.567	27.379	22.529	26.673	21.986	246.0
6	1'41.656 *	26.956	23.578	27.827 *	23.295	243.2	7	1'37.871	27.039	22.304	26.608	21.920	247.7
7	1'38.280	26.846	22.418	27.088	21.928	243.7	8	1'38.119	27.041	22.424	26.733	21.921	246.0
8	1'43.272 *	28.67 *	22.890	29.566	22.138	176.4	9	1'40.579 P	29.157	23.655	29.567	18.200	208.0
9	1'37.981	26.846	22.347	26.886	21.902	243.2	10	1'34.781 *	20.259	24.568	27.486 *	22.468	244.3
10	1'48.415 *	35.82 *	22.971	27.215	22.400	243.7	11	1'41.540 *	29.55 *	22.479	27.150 *	22.356	246.5
11	1'40.865 *	27.096	23.929	27.538 *	22.302	237.8	12	1'37.814	26.987	22.277	26.633	21.917	248.2
12	1'36.236 P	27.105	22.730	27.317	19.084	241.0	13	1'37.981	27.030	22.259	26.688	22.004	248.2
13	1'34.236 *	21.358	23.829	27.024	22.025 *	240.5	14	1'37.877	27.004	22.245	26.695	21.933	246.5
14	1'37.478	26.676	22.324	26.674	21.804	242.1	15	1'37.950	26.927	22.268	26.722	22.033	247.7
15	1'37.459	26.624	22.362	26.737	21.736	242.6	16	1'46.816	29.392	28.158	26.971	22.295	244.8
16	1'41.042	28.391	22.934	27.576	22.141	234.7	17	1'38.486	27.176	22.391	26.925	21.994	246.5
	PIT	26.900	23.271	28.157	23.770	242.1	18	1'39.676 *	27.607	22.665	27.203 *	22.201	246.0
							19	1'41.754	27.531	23.353	27.858	23.012	244.3
24th 84 Zonta VD GOORBE RW Racing GP NED							27th 42 Marcos RAMIREZ MV Agusta Forward R SPA						
		Runs=1	Total laps=14		Full laps=8				Runs=3	Total laps=10		Full laps=4	
1	1'59.288	18.955	23.668	27.217	22.704	246.0	1	2'14.152	20.518	24.160	28.148	22.754	244.8
2	1'39.390	27.169	22.795	27.079	22.347	248.2	2	1'42.419	27.359	22.872	26.850	25.338	247.1
3	1'41.454	27.208	22.733	29.371	22.142	235.2	3	1'38.855	27.074	22.568	27.013	22.200	247.1
4	1'38.494	27.035	22.864	26.674	21.921	245.4	4	1'41.520 *	29.70 *	22.746	26.983	22.090	244.8
5	1'39.541 *	27.23 *	22.691	27.064	22.554	246.5	5	1'38.997 *	27.62 *	22.557	26.759	22.056	247.1
6	1'38.018	26.842	22.576	26.638	21.962	247.7	6	1'39.139	27.157	22.535	26.908	22.539	244.8
7	1'43.849 *	30.39 *	22.969	28.553 *	21.931	244.8	7	1'38.195	27.005	22.503	26.719	21.968	246.0
8	17'39.977 P						8	1'40.866 P	30.59 *	23.746	28.545	17.981	237.3
9	1'32.373	19.747	23.603	26.937	22.086	243.7	9	1'35.206 P	22.307	23.624	28.390	20.885	240.5
10	1'45.019 *	27.035	22.599	27.109	28.276 *	244.8		unfinished	22.724	23.692	29.691		221.7
11	1'40.239	26.768	22.573	27.404	23.494	245.4	28th 29 Taiga HADA Pertamina Mandalika JPN						
12	1'37.515	26.642	22.410	26.647	21.816	244.3			Runs=2	Total laps=18		Full laps=8	
13	1'54.999	26.648	25.163	36.366	26.822	148.1	1	2'14.240	19.575	26.511	32.526	24.507	228.3
14	1'53.051	26.968	22.813	31.845	31.425	212.5							

Fastest Lap: Alonso LOPEZ +Ego Speed Up SPA **1'36.107** 26.306 22.017 26.176 21.608

These data/results cannot be reproduced, stored and/or transmitted in whole or in part by any manner of electronic, mechanical, photocopying, recording, broadcasting or otherwise now known or herein after developed without the previous express consent by the copyright owner, except for reproduction in daily press and regular printed publications on sale to the public within 60 days of the event related to those data/results and always provided that copyright symbol appears together as follows below.
© DORNA, 2022

Official MotoGP Timing by TISSOT
www.motogp.com

Misano Adriatico, Saturday, September 03, 2022 Page 5 of 6



Free Practice Nr. 3

Moto2

Lap	Lap Time	T1	T2	T3	T4	Speed	Lap	Lap Time	T1	T2	T3	T4	Speed	
2	1'40.912	27.851	22.781	27.049	23.231	246.0	1	1'58.768	20.187	23.937	28.046	22.532	238.9	
3	1'39.987 *	27.631	22.978	26.944*	22.434	246.0	2	1'39.609	27.368	22.774	27.257	22.210	244.3	
4	1'38.557 *	27.20*	22.498	26.847	22.007	246.0	3	1'38.926	27.213	22.706	27.062	21.945	243.7	
5	1'38.618 *	27.14*	22.540	26.953	21.979	245.4	4	27'33.123	P					
6	1'46.319 *	31.815	23.896	27.653*	22.955	244.3	5	1'28.332	P	19.525	23.483	27.579	17.745	242.6
7	1'39.359	27.319	22.881	26.977	22.182	243.7		unfinished	18.830					
8	1'47.722 *	28.88*	24.803	29.347	24.684	232.7								
9	1'39.348	27.672	22.669	27.040	21.967	244.8								
10	1'38.781	27.196	22.405	27.069	22.111	245.4								
11	1'40.004 P	28.563	23.233	28.774	19.434	238.9								
12	1'50.824	25.516	26.663	35.996	22.649	215.1								
13	1'38.516	26.986	22.496	26.938	22.096	246.0								
14	1'38.383 *	27.017	22.441	26.856	22.069*	244.8								
15	1'42.426	27.547	23.105	29.914	21.860	242.6								
16	1'46.063	30.662	23.604	28.431	23.366	241.6								
17	1'38.273	27.072	22.431	26.840	21.930	246.0								
	PIT	29.578	23.119	27.719	19.928	244.3								

29th 4 Sean Dylan KELLY American Racing USA
Runs=1 Total laps=20 Full laps=15

1	2'39.757	19.738	23.870	32.498	22.965	139.1
2	1'42.953	27.709	22.923	28.091	24.230	242.6
3	1'40.074	27.357	22.800	27.602	22.315	243.2
4	1'39.289	27.165	22.755	27.234	22.135	244.8
5	1'39.676 *	27.31*	22.732	27.314	22.319	243.7
6	1'40.801	27.190	22.773	27.396	23.442	243.7
7	1'38.917	27.061	22.666	27.120	22.070	243.7
8	1'45.976 *	28.42*	23.897	29.332*	24.327*	237.3
9	1'39.153	27.199	22.734	27.180	22.040	243.2
10	1'43.407	29.774	23.163	27.571	22.899	242.1
11	1'39.080	27.121	22.725	27.063	22.171	241.6
12	1'38.629 P	29.78*	23.425	28.052	17.372	240.0
13	1'36.706	19.714	24.782	28.270	23.940	238.4
14	1'38.349	27.059	22.530	26.874	21.886	244.8
15	1'38.330	26.900	22.502	27.003	21.925	244.3
16	1'38.546	26.857	22.549	27.091	22.049	242.6
17	1'45.199	29.118	26.632	27.312	22.137	244.8
18	1'38.418	26.971	22.506	26.940	22.001	244.8
19	1'41.330	27.394	23.256	27.887	22.793	242.1
20	1'39.626	27.031	22.660	27.300	22.635	245.4

30th 24 Simone CORSI MV Agusta Forward R ITA
Runs=2 Total laps=10 Full laps=5

1	2'15.591	21.727	24.968	27.892	22.434	243.2
2	1'42.118	27.510	23.499	28.559	22.550	225.4
3	1'38.773	27.149	22.752	26.958	21.914	246.0
4	1'38.707 *	26.73*	22.356	26.938	22.679	244.8
5	23'15.473	P				
6	1'38.261	23.375	24.132	28.260	22.494	238.9
7	1'40.557	27.657	22.931	27.656	22.313	242.6
8	1'40.214	27.325	22.714	27.455	22.720	239.4
9	1'42.226	27.434	22.812	29.865	22.115	232.2
	PIT	27.161	23.908	29.531	19.225	219.5

31st 81 Keminth KUBO Yamaha VR46 Master THA
Runs=3 Total laps=6 Full laps=2

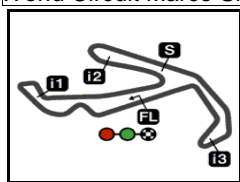
Fastest Lap: Alonso LOPEZ +Ego Speed Up SPA **1'36.107** 26.306 22.017 26.176 21.608

These data/results cannot be reproduced, stored and/or transmitted in whole or in part by any manner of electronic, mechanical, photocopying, recording, broadcasting or otherwise now known or herein after developed without the previous express consent by the copyright owner, except for reproduction in daily press and regular printed publications on sale to the public within 60 days of the event related to those data/results and always provided that copyright symbol appears together as follows below.
© DORNA, 2022

Official MotoGP Timing by TISSOT
www.motogp.com

Misano Adriatico, Saturday, September 03, 2022 Page 6 of 6





4226 m.

GP GRYPYN DI SAN MARINO E DELLA RIVIERA DI RIMINI

Free Practice Nr. 3

Best Partial Times

Moto2™

IT Ideal Lap Time, sum of the best partial times

BT Best Lap Time

T1		T2		T3		T4				IT	BT	
Pos	Rider	Time	Rider	Time	Rider	Time	Rider	Time	Pos	Rider	IT	BT
1	A.LOPEZ	26.306	A.ARENAS	21.983	C.VIETTI	26.023	J.DIXON	21.517	1	A.LOPEZ	1'36.107	1'36.107 (1)
2	A.CANET	26.351	A.LOPEZ	22.017	A.CANET	26.084	A.FERNANDEZ	21.557	2	A.ARENAS	1'36.155	1'36.367 (4)
3	F.ALDEGUER	26.370	J.DIXON	22.074	A.ARENAS	26.088	F.ALDEGUER	21.566	3	J.DIXON	1'36.206	1'36.310 (2)
4	J.ROBERTS	26.385	A.FERNANDEZ	22.116	A.LOPEZ	26.176	A.ARENAS	21.590	4	C.VIETTI	1'36.278	1'36.380 (5)
5	A.FERNANDEZ	26.397	M.PASINI	22.117	J.DIXON	26.193	A.LOPEZ	21.608	5	A.FERNANDEZ	1'36.300	1'36.386 (6)
6	S.CHANTRA	26.409	P.ACOSTA	22.117	T.ARBOLINO	26.218	A.CANET	21.609	6	A.CANET	1'36.345	1'36.355 (3)
7	B.BENDSNEYDE	26.413	A.OGURA	22.127	S.CHANTRA	26.229	P.ACOSTA	21.625	7	S.CHANTRA	1'36.418	1'36.524 (9)
8	J.DIXON	26.422	C.VIETTI	22.136	A.FERNANDEZ	26.230	C.VIETTI	21.632	8	P.ACOSTA	1'36.448	1'36.473 (7)
9	P.ACOSTA	26.424	T.ARBOLINO	22.141	M.PASINI	26.242	S.CHANTRA	21.633	9	F.ALDEGUER	1'36.493	1'36.522 (8)
10	J.NAVARRO	26.464	S.CHANTRA	22.147	B.BENDSNEYDE	26.256	B.BENDSNEYDE	21.656	10	T.ARBOLINO	1'36.511	1'36.580 (10)
11	T.ARBOLINO	26.471	J.NAVARRO	22.174	P.ACOSTA	26.282	F.SALAC	21.661	11	M.PASINI	1'36.587	1'37.033 (17)
12	C.VIETTI	26.487	F.SALAC	22.208	J.NAVARRO	26.292	A.ZACCONE	21.667	12	B.BENDSNEYDE	1'36.602	1'36.861 (14)
13	A.ARENAS	26.494	F.ALDEGUER	22.211	J.ALCOBA	26.300	M.SCHROTTER	21.669	13	J.NAVARRO	1'36.632	1'36.671 (11)
14	F.SALAC	26.518	M.SCHROTTER	22.226	A.OGURA	26.319	T.ARBOLINO	21.681	14	A.OGURA	1'36.704	1'36.764 (12)
15	M.PASINI	26.527	N.ANTONELLI	22.234	B.BALTUS	26.328	M.PASINI	21.701	15	F.SALAC	1'36.743	1'36.789 (13)
16	B.BALTUS	26.529	S.AGIUS	22.245	N.ANTONELLI	26.335	J.NAVARRO	21.702	16	J.ROBERTS	1'36.799	1'36.961 (15)
17	A.OGURA	26.542	L.DALLA PORTA	22.251	J.ROBERTS	26.337	B.BALTUS	21.704	17	B.BALTUS	1'36.883	1'36.993 (16)
18	M.SCHROTTER	26.561	B.BENDSNEYDE	22.277	F.ALDEGUER	26.346	A.OGURA	21.716	18	M.SCHROTTE	1'36.950	1'37.146 (19)
19	J.ALCOBA	26.593	A.CANET	22.301	F.SALAC	26.356	C.BEAUBIER	21.736	19	J.ALCOBA	1'37.071	1'37.192 (21)
20	A.ZACCONE	26.613	M.GONZALEZ	22.302	M.GONZALEZ	26.358	L.DALLA PORTA	21.764	20	M.GONZALEZ	1'37.105	1'37.126 (18)
21	C.BEAUBIER	26.624	J.ROBERTS	22.304	L.DALLA PORTA	26.443	J.ROBERTS	21.773	21	L.DALLA PORTA	1'37.174	1'37.175 (20)
22	M.GONZALEZ	26.631	B.BALTUS	22.322	M.SCHROTTER	26.494	J.ALCOBA	21.805	22	N.ANTONELLI	1'37.186	1'37.616 (25)
23	Z.VD GOORBER	26.642	A.ZACCONE	22.323	S.AGIUS	26.553	M.GONZALEZ	21.814	23	A.ZACCONE	1'37.231	1'37.353 (22)
24	L.DALLA PORTA	26.716	C.BEAUBIER	22.324	A.ZACCONE	26.628	Z.VD GOORBER	21.816	24	C.BEAUBIER	1'37.358	1'37.459 (23)

These data/results cannot be reproduced, stored and/or transmitted in whole or in part by any manner of electronic, mechanical, photocopying, recording, broadcasting or otherwise now known or herein after developed without the previous express consent by the copyright owner, except for reproduction in daily press and regular printed publications on sale to the public within 60 days of the event related to those data/results and always provided that copyright symbol appears together as follows below.

© DORNA, 2022

Official MotoGP Timing by TISSOT
www.motogp.com





4226 m.

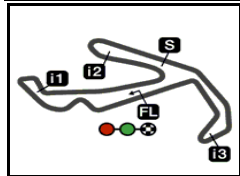
GP GRYPYN DI SAN MARINO E DELLA RIVIERA DI RIMINI**Free Practice Nr. 3****Best Partial Times****Moto2™***IT* Ideal Lap Time, sum of the best partial times*BT* Best Lap Time

T1		T2		T3		T4				<i>IT</i>	<i>BT</i>	
<i>Pos</i>	<i>Rider</i>	<i>Time</i>	<i>Rider</i>	<i>Time</i>	<i>Rider</i>	<i>Time</i>	<i>Rider</i>	<i>Time</i>	<i>Pos</i>	<i>Rider</i>	<i>IT</i>	<i>BT</i>
25	N.ANTONELLI	26.795	S.CORSI	22.356	Z.VD GOORBER	26.638	N.ANTONELLI	21.822	25	Z.VD GOORBE	1'37.506	1'37.515 (24)
26	S.KELLY	26.857	J.ALCOBA	22.373	C.BEAUBIER	26.674	T.HADA	21.860	26	S.AGIUS	1'37.641	1'37.814 (26)
27	S.AGIUS	26.927	T.HADA	22.405	M.RAMIREZ	26.719	S.KELLY	21.886	27	T.HADA	1'38.091	1'38.273 (28)
28	T.HADA	26.986	Z.VD GOORBER	22.410	T.HADA	26.840	S.CORSI	21.914	28	S.KELLY	1'38.119	1'38.330 (29)
29	M.RAMIREZ	27.005	S.KELLY	22.502	S.KELLY	26.874	S.AGIUS	21.916	29	M.RAMIREZ	1'38.195	1'38.195 (27)
30	S.CORSI	27.149	M.RAMIREZ	22.503	S.CORSI	26.938	K.KUBO	21.945	30	S.CORSI	1'38.357	1'38.773 (30)
31	K.KUBO	27.213	K.KUBO	22.706	K.KUBO	27.062	M.RAMIREZ	21.968	31	K.KUBO	1'38.926	1'38.926 (31)

These data/results cannot be reproduced, stored and/or transmitted in whole or in part by any manner of electronic, mechanical, photocopying, recording, broadcasting or otherwise now known or herein after developed without the previous express consent by the copyright owner, except for reproduction in daily press and regular printed publications on sale to the public within 60 days of the event related to those data/results and always provided that copyright symbol appears together as follows below.
© DORNA, 2022

Official MotoGP Timing by **TISSOT**
www.motogp.com






4226 m.

GP GRYPYN DI SAN MARINO E DELLA RIVIERA DI RIMINI

Free Practice Nr. 3

Fastest Laps Sequence

Moto2™

<i>Practice Time</i>	 <i>Rider</i>	<i>Nation</i>	<i>Motorcycle</i>	<i>Time</i>	<i>Km/h</i>	<i>Rider's Lap</i>
3'29.878	9 Jorge NAVARRO	SPA	KALEX	1'37.920	155.3	2
3'34.596	21 Alonso LOPEZ	SPA	BOSCOSCURO	1'37.473	156.0	2
5'11.717	21 Alonso LOPEZ	SPA	BOSCOSCURO	1'37.121	156.6	3
7'51.378	96 Jake DIXON	GBR	KALEX	1'37.095	156.6	4
11'08.758	96 Jake DIXON	GBR	KALEX	1'36.965	156.8	6
11'09.347	75 Albert ARENAS	SPA	KALEX	1'36.950	156.9	6
12'06.034	37 Augusto FERNANDEZ	SPA	KALEX	1'36.697	157.3	7
15'58.264	35 Somkiat CHANTRA	THA	KALEX	1'36.621	157.4	9
15'59.490	75 Albert ARENAS	SPA	KALEX	1'36.495	157.6	9
18'36.033	37 Augusto FERNANDEZ	SPA	KALEX	1'36.386	157.8	11
19'12.425	75 Albert ARENAS	SPA	KALEX	1'36.379	157.8	11
35'42.102	21 Alonso LOPEZ	SPA	BOSCOSCURO	1'36.107	158.2	13

These data/results cannot be reproduced, stored and/or transmitted in whole or in part by any manner of electronic, mechanical, photocopying, recording, broadcasting or otherwise now known or herein after developed without the previous express consent by the copyright owner, except for reproduction in daily press and regular printed publications on sale to the public within 60 days of the event related to those data/results and always provided that copyright symbol appears together as follows below.

© DORNA, 2022

Official MotoGP Timing by TISSOT
www.motogp.com

Misano Adriatico, Saturday, September 03, 2022

